

















FUSBU

Fuses
Fusibles
Sicherungen





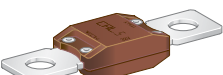
DISEGNO DRAWING DESSIN ZEICHNUNG	AMP.	COLORE COLOUR COULEUR FARBE	REF.	PCS
	2A	Grigio - Grey - Gris - Grau	06.00090 07.00090 07.05090	25 200 5000
	3A	Violetto - Violet - Violet - Violett	06.00100 07.00100 07.05100	25 200 5000
	4A	Rosa - Pink - Rose - Rosa	06.00101 07.00101 07.05101	25 200 5000
	5A	Beige - Beige - Beige - Beige	06.00110 07.00110 07.05110	25 200 5000
	7,5A	Marrone - Brown - Marron - Braun	06.00120 07.00120 07.05120	25 200 5000
	10A	Rosso - Red - Rouge - Rot	06.00130 07.00130 07.05130	25 200 5000
	15A	Blu - Blue - Bleu - Blau	06.00140 07.00140 07.05140	25 200 5000
	20A	Giallo - Yellow - Jaune - Gelb	06.00150 07.00150 07.05150	25 200 5000
	25A	Naturale - Natural - Naturel - Natur	06.00160 07.00160 07.05160	25 200 5000
	30A	Verde - Green - Vert - Grün	06.00170 07.00170 07.05170	25 200 5000

DISEGNO DRAWING DESSIN ZEICHNUNG	AMP.	COLORE COLOUR COULEUR FARBE	REF.	PCS	MASTER PCS
	1A	Nero - Black - Noir - Schwarz	06.00380 07.00380	100 2000	- -
	2A	Grigio - Grey - Gris - Grau	06.00390 07.00390	100 2000	- -
	3A	Violetto - Violet - Violet - Violett	06.00490 06.00400 07.00300 07.10300	50 100 2000 10000	- 1000 - -
	4A	Rosa - Pink - Rose - Rosa	06.00401 07.00301 07.10301	100 2000 10000	1000 - -
	5A	Beige - Beige - Beige - Beige	06.00492 06.00410 07.00310 07.10310	50 100 2000 10000	- 1000 - -
	7,5A	Marrone - Brown - Marron - Braun	06.00493 06.00420 07.00320 07.10320	50 100 2000 10000	- 1000 - -
	10A	Rosso - Red - Rouge - Rot	06.00494 06.00430 07.00330 07.10330	50 100 2000 10000	- 1000 - -
	15A	Blu - Blue - Bleu - Blau	06.00495 06.00440 07.00340 07.10340	50 100 2000 10000	- 1000 - -
	20A	Giallo - Yellow - Jaune - Gelb	06.00496 06.00450 07.00350 07.10350	50 100 2000 10000	- 1000 - -
	25A	Bianco - White - Blanc - Weiß	06.00497 06.00460 07.00360 07.10360	50 100 2000 10000	- 1000 - -
	30A	Verde - Green - Vert - Grün	06.00498 06.00470 07.00370 07.10370	50 100 2000 10000	- 1000 - -
	40A	Arancione - Orange - Orange - Orange	06.00375 07.00375 07.10375	100 2000 10000	1000 - -


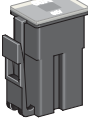
DISEGNO DRAWING DESSIN ZEICHNUNG	AMP.	COLORE COLOUR COULEUR FARBE	REF.	PCS	MASTER PCS
	20A	Giallo - Yellow - Jaune - Gelb	06.00900 07.00900	10 1000	100 -
	30A	Verde - Green - Vert - Grün	06.00910 07.00910	10 1000	100 -
	40A	Arancione - Orange - Orange - Orange	06.00920 07.00920	10 1000	10 100 1000
	50A	Rosso - Red - Rouge - Rot	06.00930 07.00930	10 1000	100 -
	60A	Blu - Blue - Bleu - Blau	06.00940 07.00940	10 1000	100 -
	70A	Beige - Beige - Beige - Beige	06.00950 07.00950	10 1000	100 -
	80A	Naturale - Natural - Naturel - Natur	06.00960 07.00960	10 1000	100 -
	100A	Violetto - Violet - Violet - Violett	06.00970 07.00970	10 1000	100 -

DISEGNO DRAWING DESSIN ZEICHNUNG	AMP.	COLORE COLOUR COULEUR FARBE	REF.	PCS
	30A	Arancione - Orange - Orange - Orange	06.02030 07.02030	1 1000
	40A	Verde - Green - Vert - Grün	06.02040 07.02040	1 1000
	50A	Rosso - Red - Rouge - Rot	06.02050 07.02050	1 1000
	60A	Giallo - Yellow - Jaune - Gelb	06.02060 07.02060	1 1000
	70A	Marrone - Brown - Marron - Braun	06.02070 07.02070	1 1000
	80A	Bianco - White - Blanc - Weiß	06.02080 07.02080	1 1000
	100A	Blu - Blue - Bleu - Blau	06.02100 07.02100	1 1000
	125A	Rosa - Pink - Rose - Rosa	06.02125 07.02125	1 1000

DISEGNO DRAWING DESSIN ZEICHNUNG	AMP.	COLORE COLOUR COULEUR FARBE	REF.	PCS
	100A	Giallo - Yellow - Jaune - Gelb	06.01100 07.01100	1 1000
	125A	Verde - Green - Vert - Grün	06.01125 07.01125	1 1000
	150A	Arancione - Orange - Orange - Orange	06.01150 07.01150	1 1000
	175A	Bianco - White - Blanc - Weiß	06.01175 07.01175	1 1000
	200A	Blu - Blue - Bleu - Blau	06.01200 07.01200	1 1000
	225A	Beige - Beige - Beige - Beige	06.01225 07.01225	1 1000
	250A	Rosa - Pink - Rose - Rosa	06.01250 07.01250	1 1000
	500A	Marrone - Brown - Marron - Braun	06.01600 07.01600	1 1000




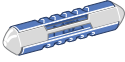



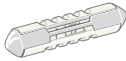

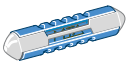









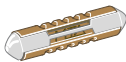

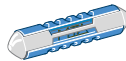



DISEGNO DRAWING DESSIN ZEICHNUNG	AMP.	COLORE COLOUR COULEUR FARBE	REF.	PCS
	CAL.1	Grigio - Grey - Gris - Grau	06.01350 07.01350	1 1000
	CAL.2	Nero - Black - Noir - Schwarz	06.01400 07.01400	1 1000
	CAL.3	Rosso - Red - Rouge - Rot	06.01450 07.01450	1 1000
	CAL.4	Marrone - Brown - Marron - Braun	06.01500 07.01500	1 1000
	CAL.5	Grigio Grano - Grigio Grano - Wheat Grey - Gris Blé - Korn Grau	06.01700 07.01700	1 1000

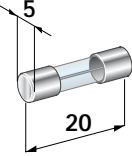
DISEGNO DRAWING DESSIN ZEICHNUNG	AMP.	DESCRIZIONE DESCRIPTION DESCRIPTION BESCHREIBUNG	COLORE COLOUR COULEUR FARBE	REF.	PCS
	20A	Mini Female 14	Azzurro - Azure - Bleu clair - Blau	04.74020	10
	30A	Mini Female 14	Rosa - Pink - Rose - Rosa	04.74030	10
	40A	Mini Female 14	Verde - Green - Vert - Grün	04.74040	10
	50A	Mini Female 14	Rosso - Red - Rouge - Rot	04.74050	10
	60A	Mini Female 14	Giallo - Yellow - Jaune - Gelb	04.74060	10
	70A	Mini Female 14	Marrone - Brown - Marron - Braun	04.74070	10
	80A	Mini Female 14	Nero - Black - Noir - Schwarz	04.74080	10
	30A	Mini Female 18	Rosa - Pink - Rose - Rosa	04.73030	10
	40A	Mini Female 18	Verde - Green - Vert - Grün	04.73040	10
	25A	Mini Clip	Marrone - Brown - Marron - Braun	04.76025	10
	30A	Mini Clip	Verde - Green - Vert - Grün	04.76030	10

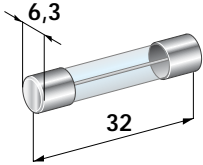
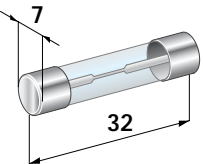
DISEGNO DRAWING DESSIN ZEICHNUNG	AMP.	DESCRIZIONE DESCRIPTION DESCRIPTION BESCHREIBUNG	COLORE COLOUR COULEUR FARBE	REF.	PCS
	45A	Clip	Rosso - Red - Rouge - Rot	04.77045	10
	65A	Clip	Nero - Black - Noir - Schwarz	04.77065	10
	75A	Clip	Grigio - Grey - Gris - Grau	04.77075	10
	20A	Female	Azzurro - Azure - Bleu clair - Blau	04.70020	10
	30A	Female	Rosa - Pink - Rose - Rosa	04.70030	10
	40A	Female	Verde - Green - Vert - Grün	04.70040	10
	50A	Female	Rosso - Red - Rouge - Rot	04.70050	10
	60A	Female	Giallo - Yellow - Jaune - Gelb	04.70060	10
	80A	Female	Nero - Black - Noir - Schwarz	04.70080	10
	100A	Female	Blu - Blue - Bleu - Blau	04.70100	10

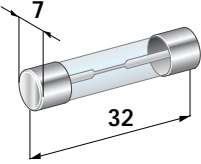
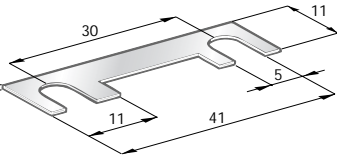
DISEGNO DRAWING DESSIN ZEICHNUNG	AMP.	DESCRIZIONE DESCRIPTION DESCRIPTION BESCHREIBUNG	COLORE COLOUR COULEUR FARBE	REF.	PCS
	30A	Male	Rosa - Pink - Rose - Rosa	04.71030	10
	40A	Male	Verde - Green - Vert - Grün	04.71040	10
	50A	Male	Rosso - Red - Rouge - Rot	04.71050	10
	60A	Male	Giallo - Yellow - Jaune - Gelb	04.71060	10
	80A	Male	Nero - Black - Noir - Schwarz	04.71080	10
	100A	Male	Blu - Blue - Bleu - Blau	04.71100	10
	20A	Male 48	Azzurro - Azure - Bleu clair - Blau	04.75020	10
	30A	Male 48	Rosa - Pink - Rose - Rosa	04.75030	10
	40A	Male 48	Verde - Green - Vert - Grün	04.75040	10
	50A	Male 48	Rosso - Red - Rouge - Rot	04.75050	10
	60A	Male 48	Giallo - Yellow - Jaune - Gelb	04.75060	10
	70A	Male 48	Marrone - Brown - Marron - Braun	04.75070	10

DISEGNO DRAWING DESSIN ZEICHNUNG	AMP.	DESCRIZIONE DESCRIPTION DESCRIPTION BESCHREIBUNG	COLORE COLOUR COULEUR FARBE	REF.	PCS
	80A	Male 48	Nero - Black - Noir - Schwarz	04.75080	10
	100A	Male 48	Blu - Blue - Bleu - Blau	04.75100	10
	30A	Male 62	Rosa - Pink - Rose - Rosa	04.72030	10
	40A	Male 62	Verde - Green - Vert - Grün	04.72040	10
	50A	Male 62	Rosso - Red - Rouge - Rot	04.72050	10
	60A	Male 62	Giallo - Yellow - Jaune - Gelb	04.72060	10
	80A	Male 62	Nero - Black - Noir - Schwarz	04.72080	10
	100A	Male 62	Blu - Blue - Bleu - Blau	04.72100	10

DISEGNO DRAWING DESSIN ZEICHNUNG	AMP.	DESCRIZIONE DESCRIPTION DESCRIPTION BESCHREIBUNG	COLORE COLOUR COULEUR FARBE	REF.	PCS
	5A	 FIAT 9.91806  DIN 72581	Giallo - Yellow - Jaune - Gelb	02.00140 03.00140	100 5000
	5A	 B.N.A. 709	Violetto - Violet - Violet - Violet	02.00142 03.00142	100 5000
	8A	 FIAT 9.91806	Nero - Black - Noir - Schwarz	02.00150 03.00150	100 5000
	8A	 DIN 72581	Bianco - White - Blanc - Weiß	02.00151 03.00151	100 5000
	8A	 B.N.A. 709	Blu - Blue - Bleu - Blau	02.00149 03.00149	100 5000
	10A	 B.N.A. 709	Verde - Green - Vert - Grün	02.00152 03.00152	100 5000
	16A	 FIAT 9.91806	Verde - Green - Vert - Grün	02.00170 03.00170	100 5000
	16A	 DIN 72581	Rosso - Red - Rouge - Rot	02.00171 03.00171	100 5000
	16A	 B.N.A. 709	Giallo - Yellow - Jaune - Gelb	02.00172 03.00172	100 5000
	25A	 FIAT 9.91806	Marrone - Brown - Marron - Braun	02.00180 03.00180	100 5000
	25A	 DIN 72581	Blu - Blue - Bleu - Blau	02.00181 03.00181	100 5000
	25A	 B.N.A. 709	Rosso - Red - Rouge - Rot	02.00182 03.00182	100 5000

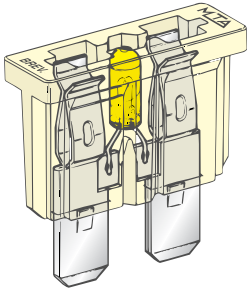
DISEGNO DRAWING DESSIN ZEICHNUNG	AMP.	DESCRIZIONE DESCRIPTION DESCRIPTION BESCHREIBUNG	REF.	PCS
	250mA	Rapid Type 12 V - 24 V	04.30200 05.30200	50 1000
	500mA	Rapid Type 12 V - 24 V	04.30300 05.30300	50 1000
	1A	Rapid Type 12 V - 24 V	04.30400 05.30400	50 1000
	2A	Rapid Type 12 V - 24 V	04.30500 05.30500	50 1000
	3A	Rapid Type 12 V - 24 V	04.30600 05.30600	50 1000
	4A	Rapid Type 12 V - 24 V	04.30700 05.30700	50 1000
	5A	Rapid Type 12 V - 24 V	04.30800 05.30800	50 1000
	6A	Rapid Type 12 V - 24 V	04.30900 05.30900	50 1000
	8A	Rapid Type 12 V - 24 V	04.31000 05.31000	50 1000
	10A	Rapid Type 12 V - 24 V	04.31100 05.31100	50 1000
	12A	Rapid Type 12 V - 24 V	04.31200	50
	15A	Rapid Type 12 V - 24 V	04.31300 05.31300	50 1000
	20A	Rapid Type 12 V - 24 V	04.31400 05.31400	50 1000

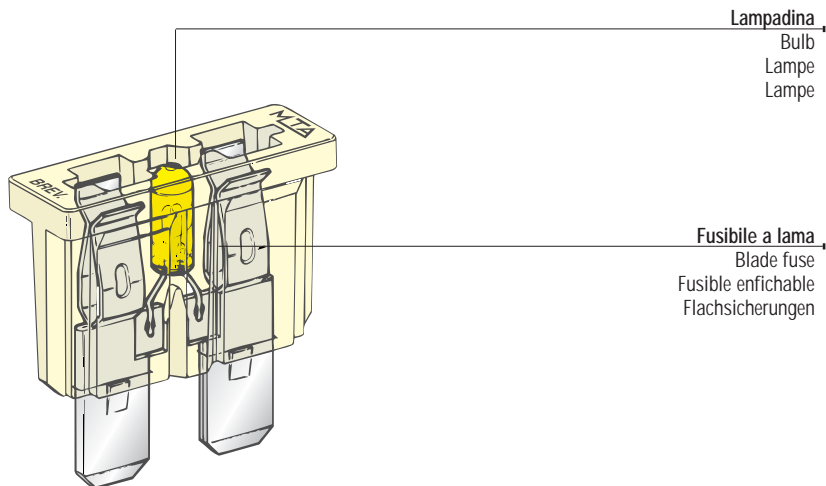
DISEGNO DRAWING DESSIN ZEICHNUNG	AMP.	DESCRIZIONE DESCRIPTION DESCRIPTION BESCHREIBUNG	REF.	PCS
	1A	Rapid Type 12 V - 24 V	04.33100 05.33100	50 1000
	2A	Rapid Type 12 V - 24 V	04.33200 05.33200	50 1000
	3A	Rapid Type 12 V - 24 V	04.33300 05.33300	50 1000
	5A	Rapid Type 12 V - 24 V	04.33400 05.33400	50 1000
	7,5A	Rapid Type 12 V - 24 V	04.33450 05.33450	50 1000
	10A	Rapid Type 12 V - 24 V	04.33500 05.33500	50 1000
	15A	Rapid Type 12 V - 24 V	04.33600 05.33600	50 1000
	20A	Rapid Type 12 V - 24 V	04.33700 05.33700	50 1000
	25A	Rapid Type 12 V - 24 V	04.33800 05.33800	50 1000
	30A	Rapid Type 12 V - 24 V	04.33850 05.33850	50 1000
35A	Rapid Type 12 V - 24 V	04.33900 05.33900	50 1000	
	5A	Rapid Type 12 V - 24 V	04.35100 05.35100	50 1000
	8A	Rapid Type 12 V - 24 V	04.35200 05.35200	50 1000
	10A	Rapid Type 12 V - 24 V	04.35300 05.35300	50 1000
	15A	Rapid Type 12 V - 24 V	04.35400 05.35400	50 1000
	25A	Rapid Type 12 V - 24 V	04.35500 05.35500	50 1000

DISEGNO DRAWING DESSIN ZEICHNUNG	AMP.	DESCRIZIONE DESCRIPTION DESCRIPTION BESCHREIBUNG	REF.	PCS
	30A	Rapid Type 12 V - 24 V	04.35600 05.35600	50 1000
	35A	Rapid Type 12 V - 24 V	04.35700 05.35700	50 1000
	30A		02.00296	100
	40A		02.00300	100
	50A		02.00297	100
	60A		02.00301	100
	80A		02.00298	100
	100A		02.00299	100







Glass


Strip

DISEGNO DRAWING DESSIN ZEICHNUNG	DESCRIZIONE DESCRIPTION DESCRIPTION BESCHREIBUNG	REF.	PCS
	<p>Questo Indicatore Luminoso è un componente molto utile brevettato e prodotto da MTA SpA. Può essere utilizzato in tutte le scatole portafusibili con fusibili a lama omologati da 1Amp a 40Amp. Attraverso l'accensione della lampadina al suo interno esso permette l'identificazione immediata del fusibile bruciato.</p> <p>This Warning Light is a very useful component patented and produced by MTA SpA. It can be mounted in all fuse boxes equipped with homologated blade fuses from 1Amp to 40Amp. A light inside this component switches on when a fuse blows allowing its immediate location .</p> <p>L'Adaptateur Lumineux est un composant très utile breveté et produit par MTA SpA. Il peut être utilisé dans toutes les boîtes porte fusibles équipées avec des fusibles à languette homologué de 1Amp à 40Amp. Une lampe dans l'adaptateur s'allume quand un fusible brûle permettant son identification immédiate .</p> <p>Dieses Warnlicht ist ein sehr nützlicher Bestandteil, patentiert und hergestellt von MTA SpA. Es kann in allen Sicherungsdosen eingebaut werden, die mit zugelassenen Flachstecksicherungen von 1Amp zu 40Amp ausgestattet sind. Ein Licht in dieser Komponente schaltet ein, um eine durchgebrannte Sicherung sofort zu orten.</p>	06.00200	100



Centralina
Fuse Box
Boîte à Fusibles
Sicherungsdose

DISEGNO DRAWING DESSIN ZEICHNUNG		DESCRIZIONE KIT KIT DESCRIPTION KIT DESCRIPTION KIT BESCHREIBUNG	REF.	PCS																		
	 DIN 72581	<table border="1"> <tr> <td data-bbox="794 376 863 409"></td> <td data-bbox="938 365 981 409">5A</td> <td data-bbox="1034 365 1093 387">1 PCS</td> </tr> <tr> <td data-bbox="794 488 863 521"></td> <td data-bbox="938 477 981 521">8A</td> <td data-bbox="1034 477 1093 499">4 PCS</td> </tr> <tr> <td data-bbox="794 600 863 633"></td> <td data-bbox="930 589 989 633">16A</td> <td data-bbox="1034 589 1093 611">3 PCS</td> </tr> <tr> <td data-bbox="794 712 863 745"></td> <td data-bbox="930 701 989 745">25A</td> <td data-bbox="1034 701 1093 723">1 PCS</td> </tr> <tr> <td data-bbox="794 824 863 857"></td> <td data-bbox="938 813 981 857">2A</td> <td data-bbox="1034 813 1093 835">1 PCS</td> </tr> </table>		5A	1 PCS		8A	4 PCS		16A	3 PCS		25A	1 PCS		2A	1 PCS	02.00127	1 MASTER 50			
	5A	1 PCS																				
	8A	4 PCS																				
	16A	3 PCS																				
	25A	1 PCS																				
	2A	1 PCS																				
		<table border="1"> <tr> <td data-bbox="799 958 858 1037"></td> <td data-bbox="930 936 989 981">7,5A</td> <td data-bbox="1034 936 1093 958">1 PCS</td> </tr> <tr> <td></td> <td data-bbox="930 992 981 1037">10A</td> <td data-bbox="1034 992 1093 1014">1 PCS</td> </tr> <tr> <td></td> <td data-bbox="930 1048 981 1093">15A</td> <td data-bbox="1034 1048 1093 1070">1 PCS</td> </tr> <tr> <td></td> <td data-bbox="930 1104 981 1149">20A</td> <td data-bbox="1034 1104 1093 1126">1 PCS</td> </tr> <tr> <td></td> <td data-bbox="930 1160 981 1205">25A</td> <td data-bbox="1034 1160 1093 1182">1 PCS</td> </tr> <tr> <td></td> <td data-bbox="930 1216 981 1261">30A</td> <td data-bbox="1034 1216 1093 1238">1 PCS</td> </tr> </table>		7,5A	1 PCS		10A	1 PCS		15A	1 PCS		20A	1 PCS		25A	1 PCS		30A	1 PCS	06.00406	1 MASTER 50
	7,5A	1 PCS																				
	10A	1 PCS																				
	15A	1 PCS																				
	20A	1 PCS																				
	25A	1 PCS																				
	30A	1 PCS																				
	 DIN 72581	<table border="1"> <tr> <td data-bbox="794 1299 863 1332"></td> <td data-bbox="938 1288 981 1332">5A</td> <td data-bbox="1034 1288 1093 1310">2 PCS</td> </tr> <tr> <td data-bbox="794 1411 863 1444"></td> <td data-bbox="938 1400 981 1444">8A</td> <td data-bbox="1034 1400 1093 1422">8 PCS</td> </tr> <tr> <td data-bbox="794 1523 863 1556"></td> <td data-bbox="930 1512 989 1556">16A</td> <td data-bbox="1034 1512 1093 1534">6 PCS</td> </tr> <tr> <td data-bbox="794 1635 863 1668"></td> <td data-bbox="930 1624 989 1668">25A</td> <td data-bbox="1034 1624 1093 1646">4 PCS</td> </tr> </table>		5A	2 PCS		8A	8 PCS		16A	6 PCS		25A	4 PCS	02.00138	1 MASTER 50						
	5A	2 PCS																				
	8A	8 PCS																				
	16A	6 PCS																				
	25A	4 PCS																				
		<table border="1"> <tr> <td data-bbox="794 1758 863 1825"></td> <td data-bbox="938 1747 981 1792">2A</td> <td data-bbox="1034 1747 1093 1769">1 PCS</td> </tr> <tr> <td data-bbox="794 1870 863 1937"></td> <td data-bbox="930 1859 989 1904">10A</td> <td data-bbox="1034 1859 1093 1881">2 PCS</td> </tr> <tr> <td></td> <td data-bbox="930 1915 981 1960">15A</td> <td data-bbox="1034 1915 1093 1937">2 PCS</td> </tr> <tr> <td></td> <td data-bbox="930 1971 981 2016">25A</td> <td data-bbox="1034 1971 1093 1993">1 PCS</td> </tr> </table>		2A	1 PCS		10A	2 PCS		15A	2 PCS		25A	1 PCS	04.35800	1 MASTER 50						
	2A	1 PCS																				
	10A	2 PCS																				
	15A	2 PCS																				
	25A	1 PCS																				

DISEGNO DRAWING DESSIN ZEICHNUNG	DESCRIZIONE KIT KIT DESCRIPTION KIT DESCRIPTION KIT BESCHREIBUNG			REF.	PCS
	 UNIVAL®	3A 5A 7,5A 10A 15A 20A 25A 30A	1 PCS 1 PCS 1 PCS 2 PCS 1 PCS 2 PCS 1 PCS 1 PCS	06.00418	1 MASTER 50
	 UNIVAL®	3A 5A 7,5A 10A 15A 20A 25A 30A	1 PCS 1 PCS 1 PCS 1 PCS 1 PCS 1 PCS 1 PCS 1 PCS	06.00407	1 MASTER 50
	 UNIVAL®	3A 5A 7,5A 10A 15A 20A 25A 30A	1 PCS 1 PCS 1 PCS 2 PCS 1 PCS 2 PCS 1 PCS 1 PCS	06.00408	1 MASTER 50
	 MINIVAL	3A 5A 10A 15A 20A 30A	1 PCS 1 PCS 1 PCS 1 PCS 1 PCS 1 PCS	30.04000	1 MASTER 50

DISEGNO DRAWING DESSIN ZEICHNUNG	DESCRIZIONE KIT KIT DESCRIPTION KIT DESCRIPTION KIT BESCHREIBUNG			REF.	PCS
	 80 MINIVAL	2A 3A 4A 5A 7,5A 10A 15A 20A 25A 30A	10 PCS 3 PCS 10 PCS 3 PCS 10 PCS 10 PCS 10 PCS 10 PCS 4 PCS 10 PCS	06.00010	1
	 80 UNIVAL	4A 5A 7,5A 10A 15A 20A 25A 30A	10 PCS 10 PCS 10 PCS 10 PCS 10 PCS 10 PCS 10 PCS 10 PCS	06.50015	1
	 160 UNIVAL	4A 5A 7,5A 10A 15A 20A 25A 30A	20 PCS 20 PCS 20 PCS 20 PCS 20 PCS 20 PCS 20 PCS 20 PCS	06.50016	1